

FAST 30 40


Fast 30

Glasswashers, 59.5 cm high with 35x35 cm rack and 26 cm door opening. The washing function is performed by the lower spray arm only. The low height of the machine combined with the wide door opening make it the ideal solution for smaller establishments which, however, need to wash tall glasses.

Available versions: see tables on pages 6-7.

Fast 40


Glasswashers, 67 cm high with 39x39 cm rack and 32 cm door opening. With the ample door opening and the dual-flow wash pump, the machine also functions perfectly as a plate washer, making it extremely versatile. An optional plate insert is available. For delicate glass goblets, special racks are available with row dividers and an inclined base that can accommodate goblets up to 11 cm in diameter. At peak times for serving coffee, the washing of demitasse cups and saucers can be speeded up with the use of an optional grille that allows two racks to be washed simultaneously: demitasse cups in the lower rack, saucers in the top.



Fitting the grille in the wash chamber is a quick and simple operation: just rest it on the supports provided.

Available versions: see tables on pages 6-7.



		Fast 30	Fast 40
	H cm	25	30
	Ø cm	-	30



FAST 50

Glasswashers/dishwashers, 71 cm high with 45x45 cm rack and 30 cm door opening.

An effective compromise between a medium-size glass washer and a small plate washer can be the ideal solution for restaurants with a limited number of covers.

Available versions: see tables on pages 6-7.



		Fast 50
	H cm	28
	Ø cm	28