

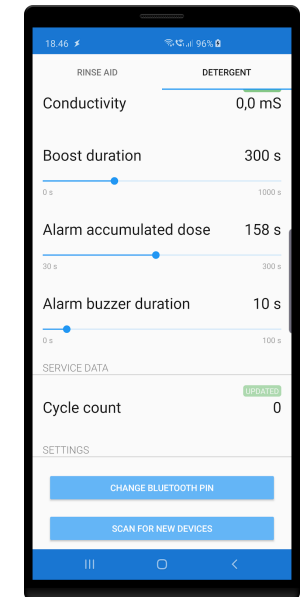
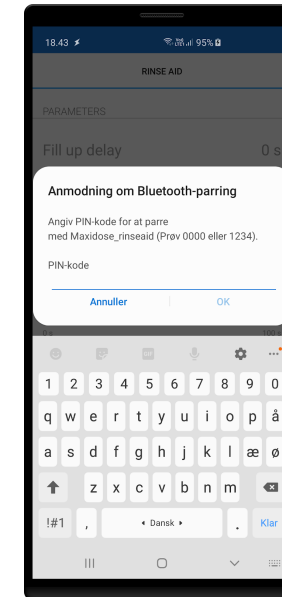
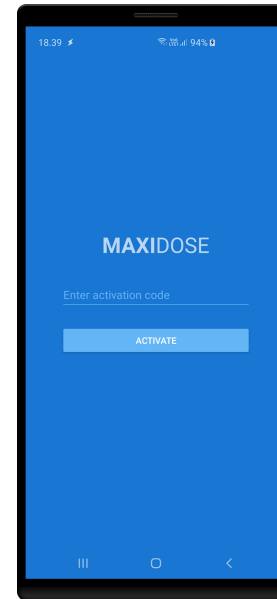
1 Install from Google Play
Search for MaxiDose on Google Play and install the app.

2 Activate
Enter the activation code **YellowNineApple** after launching the app. The code is only required the first time the app is started.

3 Scan for MaxiDose devices
The app automatically scans for MaxiDose devices when started. Unknown devices shall be paired using the default pin **123456** or a custom value if the default pin code has been changed.

4 Change Bluetooth pin code
Once paired, the device pin code can be changed by tapping the button in the bottom of the parameter screen. Pin code changes trigger a new pairing request. The pin code can be reset to the default value using the dip-switch on the device.

5 Change parameters
Parameter values are read when a device is connected and can be changed either by dragging the slider or by tapping the numeric value. Service data values cannot be modified and are read every 5 seconds. Up to three devices can be connected at a time. Switch device by tapping the tab in the top of the screen.



QUICK GUIDE MAXIDOSE ANDROID APP